



5000A225B

- 5000 Watts CW
- 10kHz–225MHz
- Class A
- Portable
- Full VSWR-tolerant
- CE & RoHS Compliant

Features

The Model 5000A225B is a solid-state, self-contained, broadband amplifier designed for applications where instantaneous bandwidth, high gain and linearity are required. The amplifier is air-cooled using internal self-contained liquid cooling for high performance and reliability. A stylish, contemporary enclosure allows for easy portability.

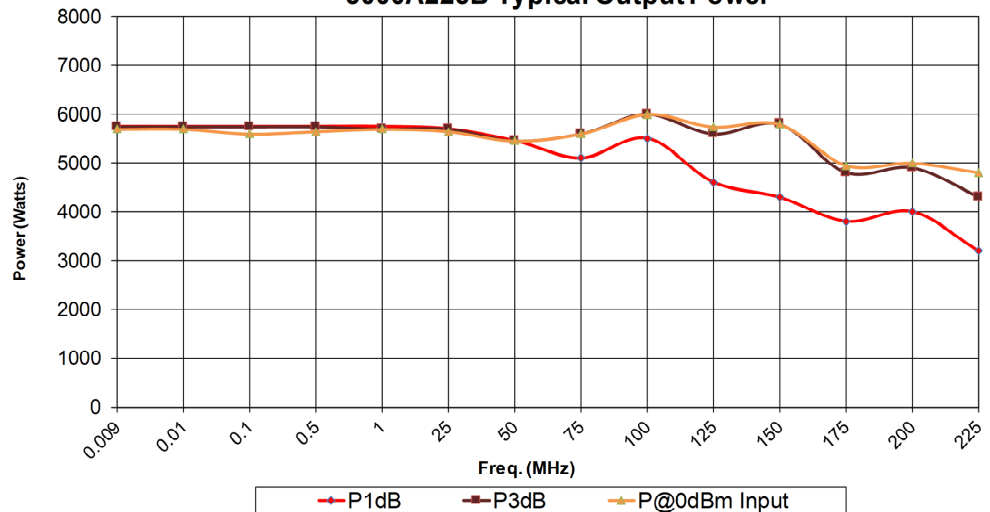
The Model 5000A225B, when used with a sweep generator, will provide a minimum of 5000 watts of RF power. Included is a front panel gain control which permits the operator to conveniently set the desired output level. The 5000A225B is protected from RF input overdrive by an RF input leveling circuit which controls the RF input level to the RF amplifier first stage when the RF input level is increased above 0dBm. The RF amplifier stages are protected from over-temperature by removing the DC voltage to them if an over-temperature condition occurs due to cooling blockage or fan failure. The Model 5000A225B is equipped with a Digital Control Panel (DCP) which provides both local and remote control

of the amplifier. The DCP uses a color LCD touch screen display to indicate the operate status and fault conditions if an over-temperature or power supply fault has occurred. The unit can be returned to operate when the condition has been cleared.

All amplifier control functions and status indications are available remotely through the included Remotes Package. The Remotes Package includes GPIB/IEEE-488 format, RS-232 hardware and fiber optic, USB, and Ethernet. The bus interface connector is located on the back panel and positive control of local or remote operation is assured by a Local/Remote keyswitch on the front panel of the amplifier. Also included with the Remotes Package is a safety interlock circuit for use with external safety switch interlocks. This circuit prevents the amplifier from going into operate mode unless the external connection is made. A jumper plug is provided for cases where this functionality is not needed.

The export classification for this equipment is EAR99.

5000A225B Typical Output Power



AR RF/Microwave
Instrumentation
160 School House Rd
Souderton, PA 18964
215-723-8181

For an applications engineer call: 800.933.8181

www.arworld.us

ISO 9001 Certified



Specifications

5000A225B

- 5000 Watts CW
- 10kHz–225MHz

RATED OUTPUT POWER:

Typical: 5500 watts, min 5000 watts, .01-100MHz
 Typical: 4500 watts, min 4000 watts, 100-225MHz

INPUT FOR RATED OUTPUT: 1.0 mW Max

POWER OUTPUT @ 3dB COMPRESSION:

Typical: 5500 watts, min 5000 watts, .01-100MHz
 Typical: 4500 watts, min 4000 watts, 100-200MHz
 Typical: 4250 watts, min 3750 watts, 200-225MHz

POWER OUTPUT @ 1dB COMPRESSION:

Typical: 5000 watts, min 4000 watts, .01-100MHz
 Typical: 4000 watts, min 3000 watts, 100-200MHz
 Typical: 3250 watts, min 2750 watts, 200-225MHz

FLATNESS: ±1.5 dB typical, ±2.5 dB maximum

FREQUENCY RESPONSE: 10kHz-225 MHz instantaneously

GAIN (at maximum setting): 67 dB minimum

GAIN ADJUSTMENT (Continuous Range): >20 dB

INPUT IMPEDANCE: 50 ohms, VSWR 2.0:1 maximum

OUTPUT IMPEDANCE: 50 ohms nominal

MISMATCH TOLERANCE: Will operate without damage or oscillation when connected to any load impedance without the aid of foldback circuitry.

MODULATION CAPABILITY: Will faithfully reproduce AM, FM, or Pulse modulation appearing on input signal.

THIRD ORDER INTERCEPT: 77 dBm typical

NOISE FIGURE: 9.5 dB typical

HARMONIC DISTORTION: Minus 30 dBc typical, minus 20 dBc maximum at 3750 watts

SPURIOUS: Minus 70 dBc typical

PRIMARY POWER (User must specify): 200-240 VAC or 380-415 VAC, 3-phase, 50/60Hz, 17 kWatts

CONNECTORS:

RF Input: N female
 RF Output: 1-5/8 male, rear
 Sample Ports: N female

REMOTES PACKAGE:

IEEE-488: 24-pin female
 RS-232: 9-pin subminiature D (female)
 Fiber optic: ST Conn Tx and Rx RS-232
 USB 2.0: Type B
 Ethernet: RJ-45
 Safety Interlock: 15-pin subminiature D

COOLING: Forced air, internal self-contained liquid

WEIGHT: 295 kg (650 lbs)

SIZE (W x H x D): 56.1 x 181.6 x 82.4 cm (22.1 x 71.5 x 32.5 in)

ENVIRONMENTAL:

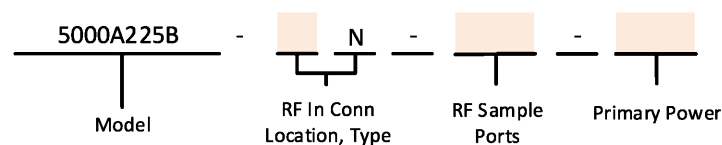
Operating Temperature: 5°C / +40°C
 Operating Altitude: Up to 2000M
 Shock and vibration: Normal Truck Transport

REGULATORY COMPLIANCE:

EMC EN 61326-1
 Safety UL 61010-1
 CAN/CSA C22.2 #61010-1
 CENELEC EN 61010-1
 RoHS DIRECTIVE 2011/65/EU

EXPORT CLASSIFICATION: EAR99

Ordering Options



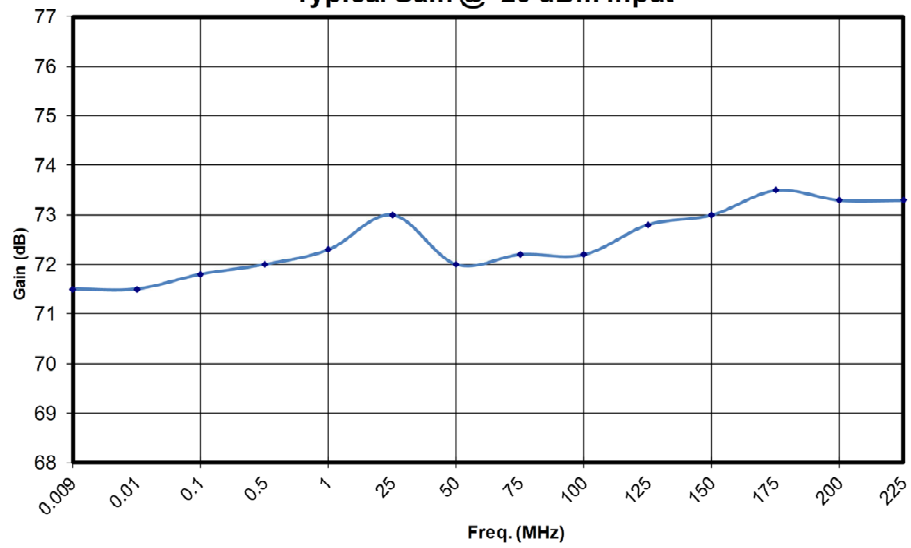
CONNECTOR LOCATION		RF SAMPLE PORTS		PRIMARY POWER	
Front	F	RF Sample Ports Front	SPF	200-240 VAC	LV
Rear	R	RF Sample Ports Rear	SPR	380-415 VAC	HV

Contact your AR RF/Microwave Instrumentation Sales Associate for specific model configuration pricing.

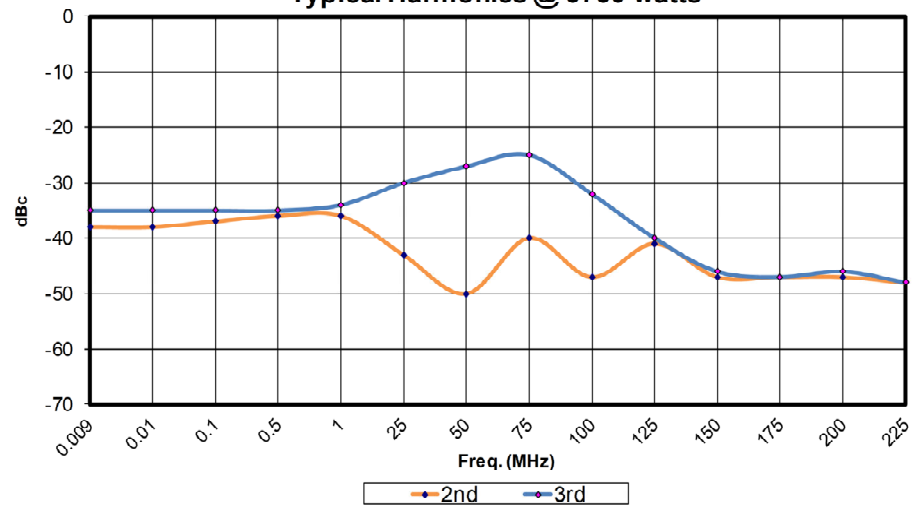
5000A225B

- 5000 Watts CW
- 10kHz-225MHz

Typical Gain @ -20 dBm input



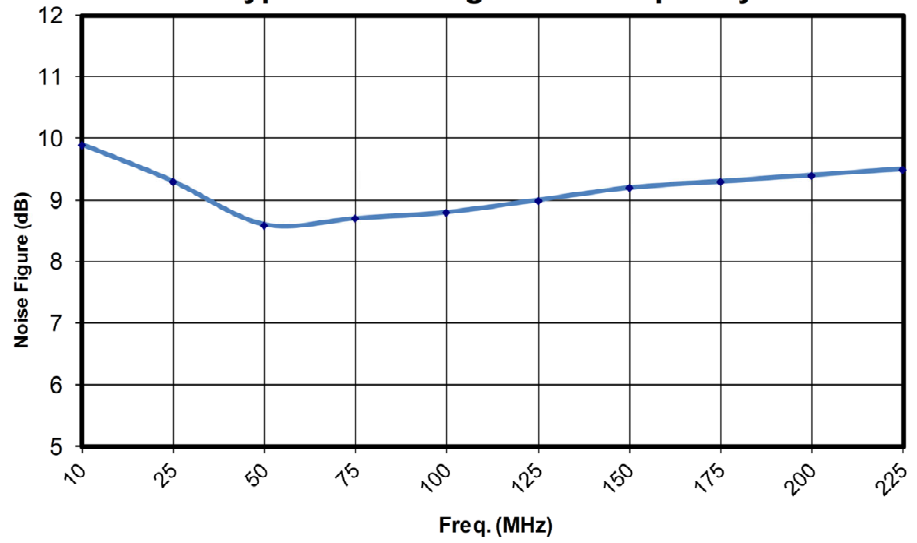
Typical Harmonics @ 3750 watts



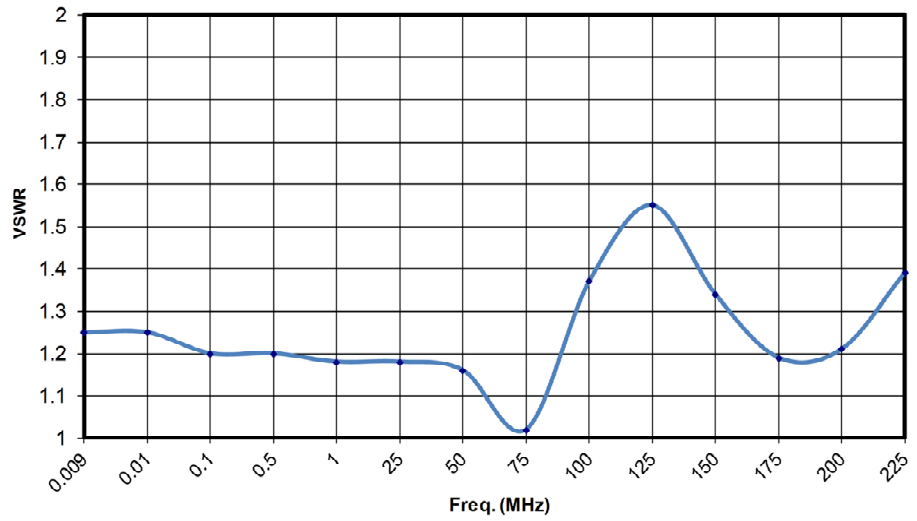
5000A225B

- 5000 Watts CW
- 10kHz-225MHz

Typical Noise Figure vs. Frequency



Typical Input VSWR



Specifications

5000A225B

- 5000 Watts CW
- 10kHz-225MHz

