



500W1000C

- 500 watts CW
- 80MHz–1000MHz
- Class A
- Portable
- Full VSWR–tolerant
- CE & RoHS Compliant
- High Efficiency

Features

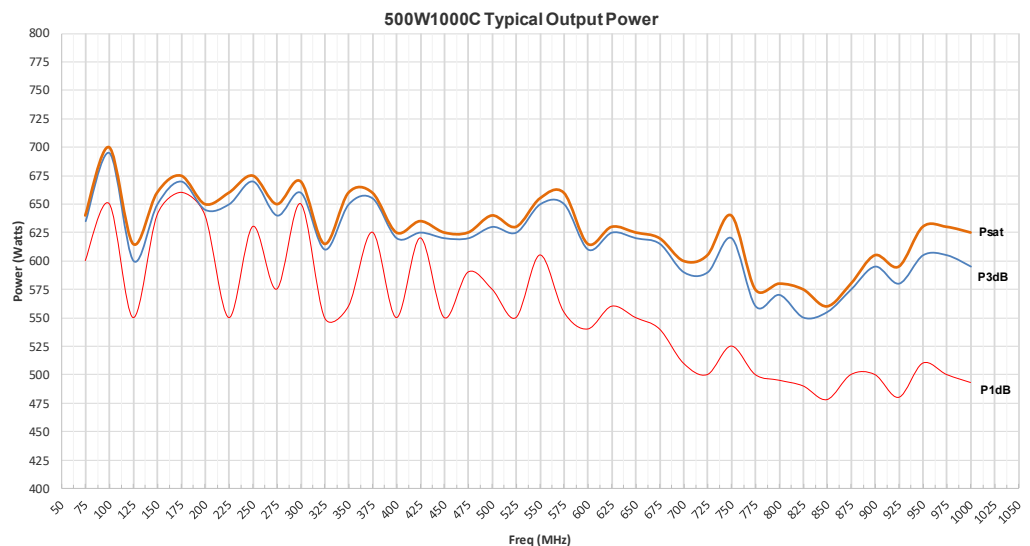
The Model 500W1000C is a solid-state, self-contained, air-cooled, broadband amplifier designed for applications where instantaneous bandwidth, high gain and linearity are required. Available in a stylish, contemporary cabinet for benchtop use or with cabinet removed for rack mounting.

The Model 500W1000C, when used with a sweep generator, will provide a minimum of 500 watts of RF power. Included is a front panel gain control which permits the operator to conveniently set the desired output level. The 500W1000C is protected from RF input overdrive by an RF input leveling circuit which controls the RF input level to the RF amplifier first stage when the RF input level is increased above 0dBm. The RF amplifier stages are protected from over-temperature by removing the DC voltage to them if an over-temperature condition occurs due to cooling blockage or fan failure. The Model 500W1000C is equipped with a Digital Control Panel (DCP) which provides both local and remote control of the amplifier. The DCP uses a color LCD touch screen display to indicate the operate status and fault conditions if an over-

temperature or power supply fault has occurred. The unit can be returned to operate when the condition has been cleared.

All amplifier control functions and status indications are available remotely through the included Remotes Package. The Remotes Package includes GPIB/IEEE-488 format, RS-232 hardwire and fiber optic, USB, and Ethernet. The bus interface connector is located on the back panel and positive control of local or remote operation is assured by a Local/Remote switch on the front panel of the amplifier. Also included with the Remotes Package is a safety interlock circuit for use with external safety switch interlocks. This circuit prevents the amplifier from going into operate mode unless the external connection is made. A jumper plug is provided for cases where this functionality is not needed. Optional RF sample ports are available to allow for any forward and reverse power monitoring.

The export classification for this equipment is EAR99.



AR RF/Microwave
Instrumentation
160 Schoolhouse Rd
Souderton, PA 18964
215-723-8181

For an applications engineer call: 800.933.8181

www.arworld.us

ISO 9001 Certified



500W1000C

- 500 watts CW
- 80MHz-1000MHz

Specifications

RATED OUTPUT POWER: 600 watts typical, 500 watts minimum

INPUT FOR RATED OUTPUT: 1.0 mW Max

POWER OUTPUT @ 3dB COMPRESSION:
 Typical: 575 watts, Minimum: 525 watts up to 700 MHz; 475 watts 700-1000MHz

POWER OUTPUT @ 1dB COMPRESSION:
 Typical: 500 watts, Minimum: 450 watts up to 700 MHz; 425 watts 700-1000MHz

FLATNESS: ±1.0 dB typical, ±1.5 dB maximum

FREQUENCY RESPONSE: 80MHz-1000 MHz instantaneously

GAIN (at maximum setting): 57 dB minimum

GAIN ADJUSTMENT (Continuous Range): 25 dB minimum

INPUT IMPEDANCE: 50 ohms, VSWR 1.5:1 maximum

OUTPUT IMPEDANCE: 50 ohms nominal

MISMATCH TOLERANCE: 100% of rated power without foldback. Will operate without damage or oscillation with any magnitude and phase of source and load impedance. See Application Note #27.

MODULATION CAPABILITY: Will faithfully reproduce AM, FM, or Pulse modulation appearing on input signal.

THIRD ORDER INTERCEPT: 63 dBm typical

NOISE FIGURE: 8 dB maximum; 6 dB typical

HARMONIC DISTORTION: Minus 20 dBc maximum at 425 watts; minus 30 dBc typical at 425 watts

SPURIOUS: Minus 73 dBc typical

PRIMARY POWER: 100-240 VAC, 50/60Hz, 1800 watts

CONNECTORS:
 RF Input: N female
 RF Output: N female

REMOTES PACKAGE:
 IEEE-488: 24-pin female
 RS-232: 9-pin subminiature D (female)
 Fiber optic: ST Conn Tx and Rx RS-232
 USB 2.0: Type B
 Ethernet: RJ-45
 Safety Interlock: 15-pin subminiature D

COOLING: Forced air (self contained fans)

WEIGHT:
 With Cabinet 69.4 kg (153 lbs)
 Without Cabinet 50.8 kg (112 lbs)

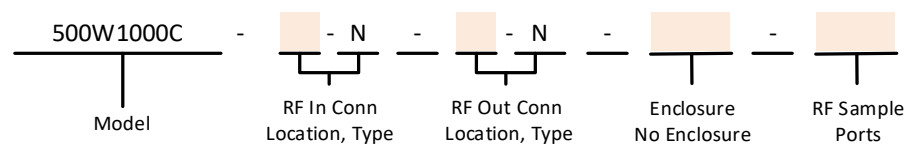
SIZE (W x H x D):
 With cabinet: 50.3 x 38.1 x 74.9 cm (19.8 x 15 x 29.5 in)
 Without Cabinet: 48.3 x 35.6 x 74.9 cm (19 x 14.0 x 29.5 in)

ENVIRONMENTAL:
 Operating Temperature: 5°C / +40°C
 Operating Altitude: Up to 2000M
 Shock and vibration: Normal Truck Transport

REGULATORY COMPLIANCE:
 EMC EN 61326-1
 Safety UL 61010-1
 CAN/CSA C22.2 #61010-1
 CENELEC EN 61010-1
 RoHS DIRECTIVE 2011/65/EU

EXPORT CLASSIFICATION: EAR99

Ordering Options



CONNECTOR LOCATION	
Front	F
Rear	R

ENCLOSURE	
Enclosure	E
No Enclosure	NE

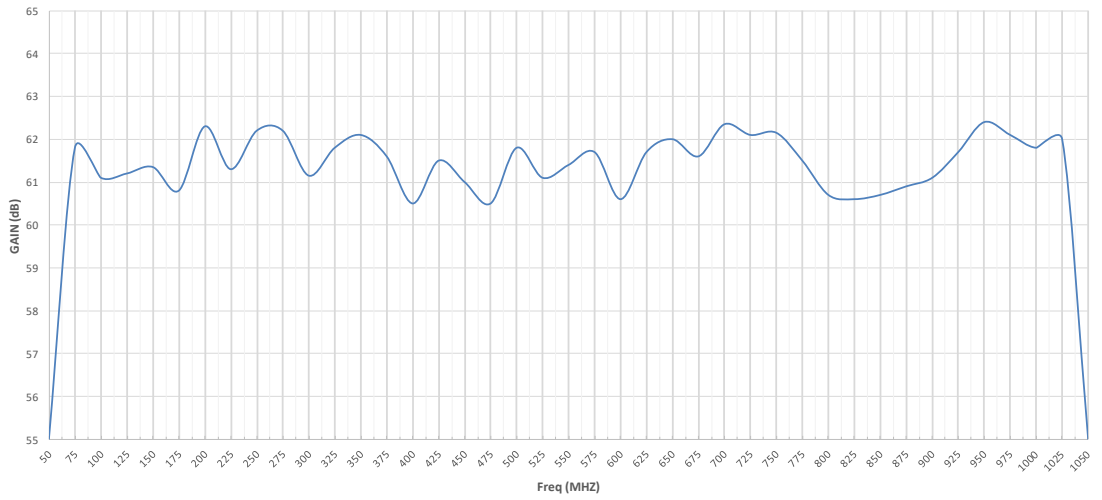
RF SAMPLE PORTS	
No RF Sample Ports	NSP
RF Sample Ports Front	SPF
RF Sample Ports Rear	SPR

Contact your AR RF/Microwave Instrumentation Sales Associate for specific model configuration pricing.

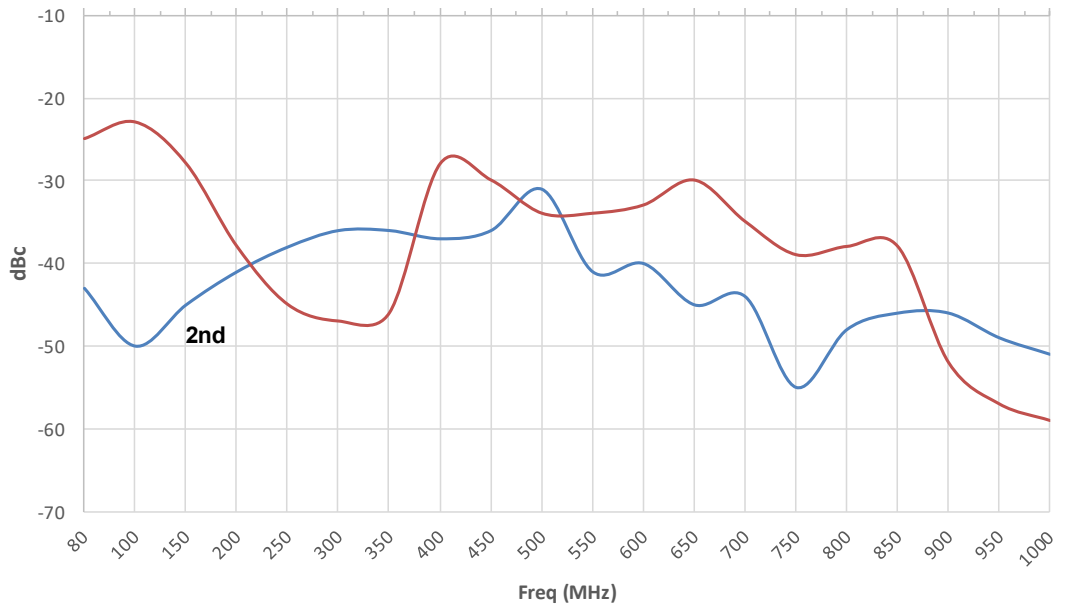
500W1000C

- 500 watts CW
- 80MHz-1000MHz

TYPICAL GAIN @ -20dBm INPUT



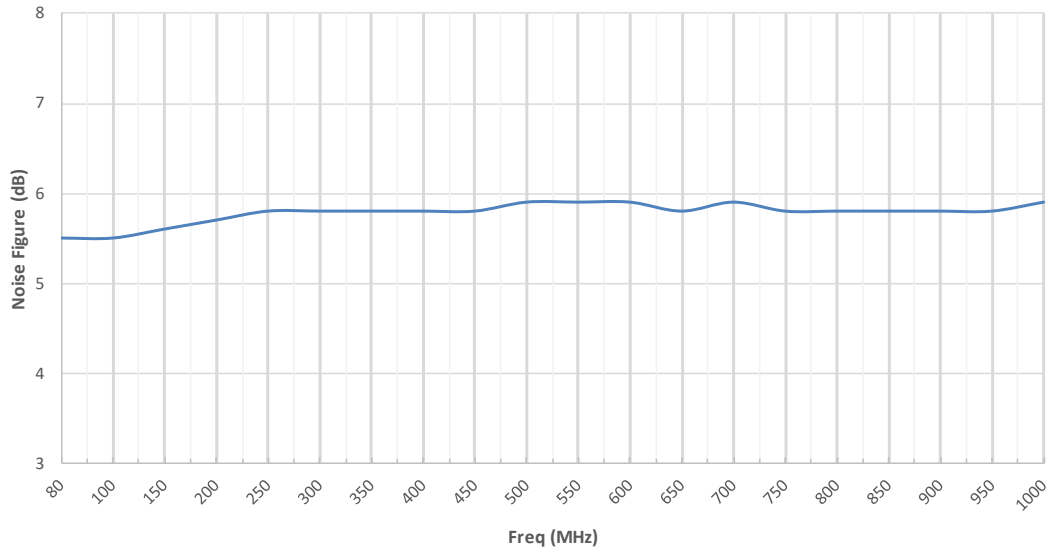
TYPICAL HARMONICS @ 425 WATTS



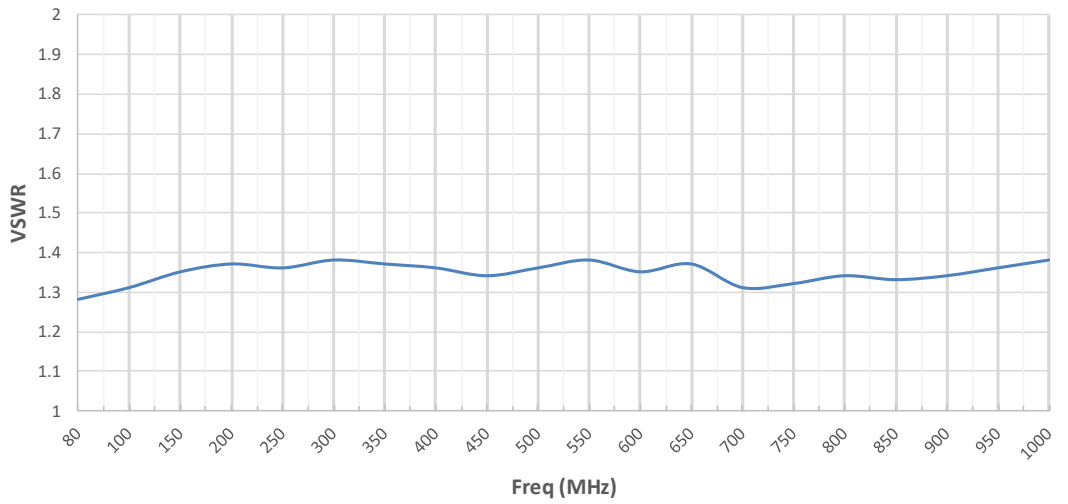
500W1000C

- 500 watts CW
- 80MHz-1000MHz

Typical Noise Figure vs. Frequency



TYPICAL INPUT VSWR



Envelope Drawing

500W1000C

- 500 watts CW
- 80MHz-1000MHz

