



600A400

- 600 Watts CW
- 10kHz–400MHz
- Class A
- Portable
- Full VSWR-tolerant
- CE & RoHS Compliant
- High Efficiency

Features

The Model 600A400 is a solid-state, self-contained, air-cooled, broadband amplifier designed for applications where instantaneous bandwidth, high gain and linearity are required. Available in a stylish, contemporary cabinet for benchtop use or with cabinet removed for rack mounting.

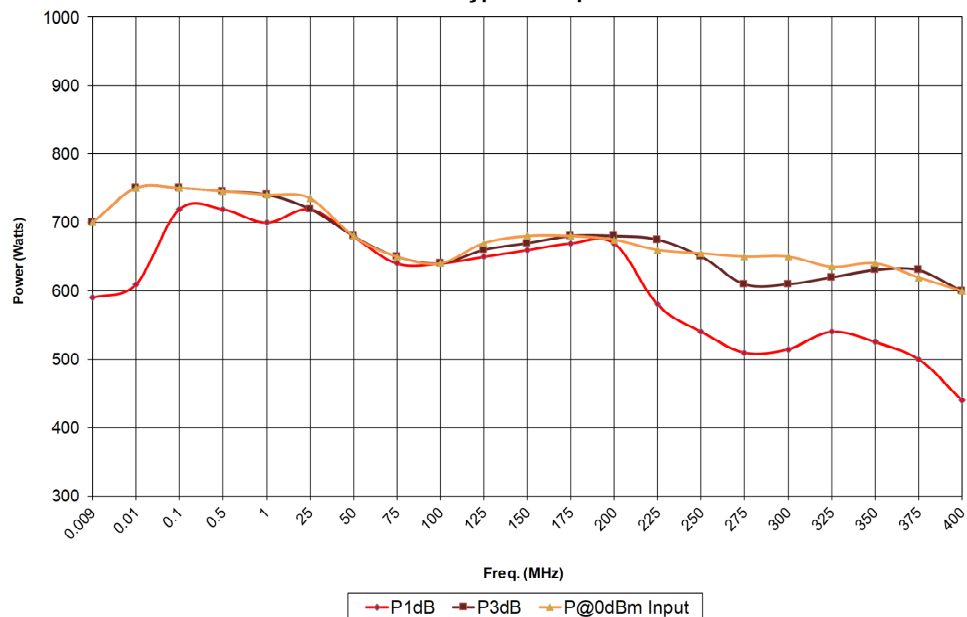
The Model 600A400, when used with a sweep generator, will provide a minimum of 600 watts of RF power from .01-250MHz, 525 watts of RF power from 250MHz-400MHz. Included is a front panel gain control which permits the operator to conveniently set the desired output level. The 600A400 is protected from RF input overdrive by an RF input leveling circuit which controls the RF input level to the RF amplifier first stage when the RF input level is increased above 0dBm. The RF amplifier stages are protected from over-temperature by removing the DC voltage to them if an over-temperature condition occurs due to cooling blockage or fan failure. The Model 600A400 is equipped with a Digital Control Panel (DCP) which provides both local and remote control of the amplifier. The DCP uses a color LCD

touch screen display to indicate the operate status and fault conditions if an over-temperature or power supply fault has occurred. The unit can be returned to operate when the condition has been cleared.

All amplifier control functions and status indications are available remotely through the included Remotes Package. The Remotes Package includes GPIB/IEEE-488 format, RS-232 hardware and fiber optic, USB, and Ethernet. The bus interface connector is located on the back panel and positive control of local or remote operation is assured by a Local/Remote switch on the front panel of the amplifier. Also included with the Remotes Package is a safety interlock circuit for use with external safety switch interlocks. This circuit prevents the amplifier from going into operate mode unless the external connection is made. A jumper plug is provided for cases where this functionality is not needed. Optional RF sample ports are available to allow for easy forward and reverse power monitoring.

The export classification for this equipment is EAR99.

600A400 Typical Output Power



AR RF/Microwave
Instrumentation
160 School House Rd
Souderton, PA 18964
215-723-8181

For an applications engineer call: 800.933.8181

www.arworld.us

ISO 9001 Certified



Specifications

600A400

- 600 Watts CW
- 10kHz–400MHz

RATED OUTPUT POWER:

700W typical, 600W minimum; .01-250MHz
600W typical, 525W minimum, 250MHz-400MHz

POWER OUTPUT @ 3dB COMPRESSION:

650W typical, 600W minimum; .01-250MHz
600W typical, 525W minimum, 250MHz-400MHz

POWER OUTPUT @ 1dB COMPRESSION:

575W typical, 500W minimum; .01-250MHz
500W typical, 400W minimum, 250MHz-400MHz

FLATNESS: ±1.5 dB typical, ±2.0 dB maximum

FREQUENCY RESPONSE: 10kHz-400 MHz instantaneously

GAIN (at maximum setting): 57.8 dB minimum

GAIN ADJUSTMENT (Continuous Range): 20 dB minimum

INPUT IMPEDANCE: 50 ohms, VSWR 2.0:1 maximum

OUTPUT IMPEDANCE: 50 ohms nominal

MISMATCH TOLERANCE: Will operate without damage or oscillation when connected to any load impedance without the aid of foldback circuitry.

MODULATION CAPABILITY: Will faithfully reproduce AM, FM, or Pulse modulation appearing on input signal.

THIRD ORDER INTERCEPT: 67 dBm typical

NOISE FIGURE: 7.5 dB typical

HARMONIC DISTORTION: Minus 20 dBc maximum at 500 watts; <-20 typical at 600 watts

SPURIOUS: Minus 73 dBc typical

PRIMARY POWER: 200-240 VAC, 50/60Hz, 2950 watts

CONNECTORS:

RF Input: N female
RF Output: 7/16 DIN
RF Sample Ports: N female (optional)

REMOTES PACKAGE:

IEEE-488: 24-pin female
RS-232: 9-pin subminiature D (female)
Fiber optic: ST Conn Tx and Rx RS-232
USB 2.0: Type B
Ethernet: RJ-45
Safety Interlock: 15-pin subminiature D

COOLING: Forced air (self contained fans)

WEIGHT:

With Cabinet 87 kg (191 lbs)
Without Cabinet 68 kg (148 lbs)

SIZE (W x H x D):

With cabinet: 50.3 x 38.1 x 75.5 cm (19.8 x 15.0 x 29.7 in)
Without Cabinet: 48.3 x 35.6 x 75.5 cm (19 x 14.0 x 29.7 in)

ENVIRONMENTAL:

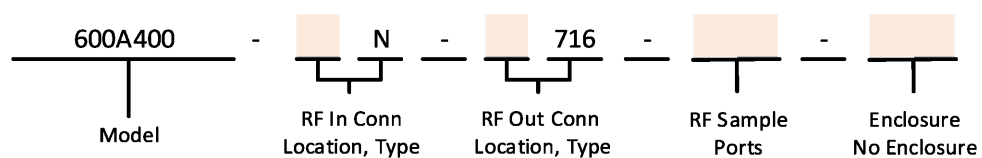
Operating Temperature: 5°C / +40°C
Operating Altitude: Up to 2000M
Shock and vibration: Normal Truck Transport

REGULATORY COMPLIANCE:

EMC EN 61326-1
Safety UL 61010-1
CAN/CSA C22.2 #61010-1
CENELEC EN 61010-1
RoHS DIRECTIVE 2011/65/EU

EXPORT CLASSIFICATION: EAR99

Ordering Options



CONNECTOR LOCATION	
Front	F
Rear	R

RF SAMPLE PORTS	
No RF Sample Ports	NSP
RF Sample Ports Front	SPF
RF Sample Ports Rear	SPR

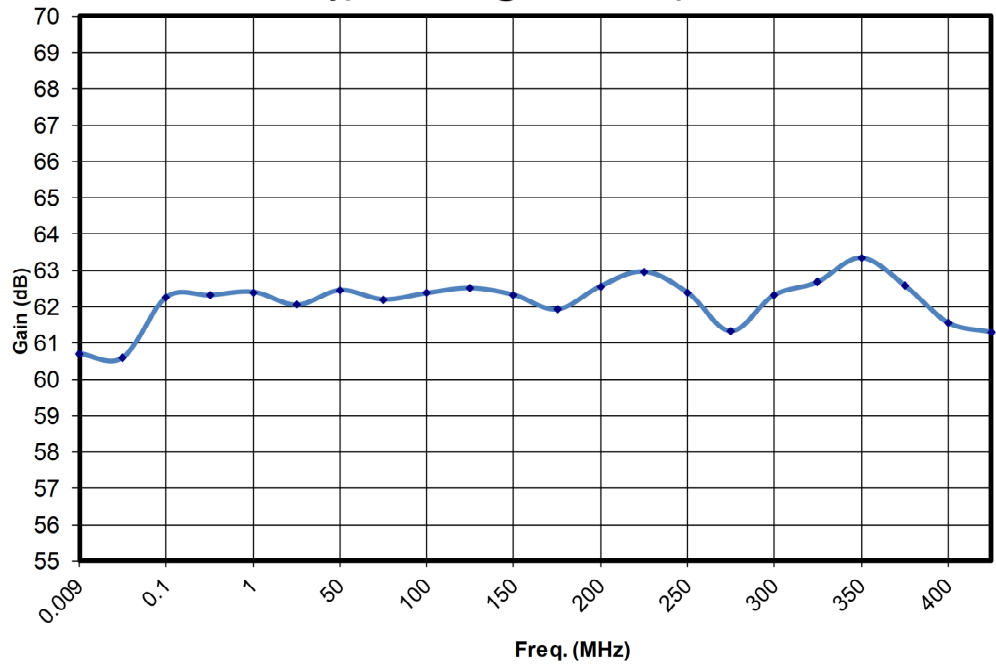
ENCLOSURE	
Enclosure	E
No Enclosure	NE

Contact your AR RF/Microwave Instrumentation Sales Associate for specific model configuration pricing.

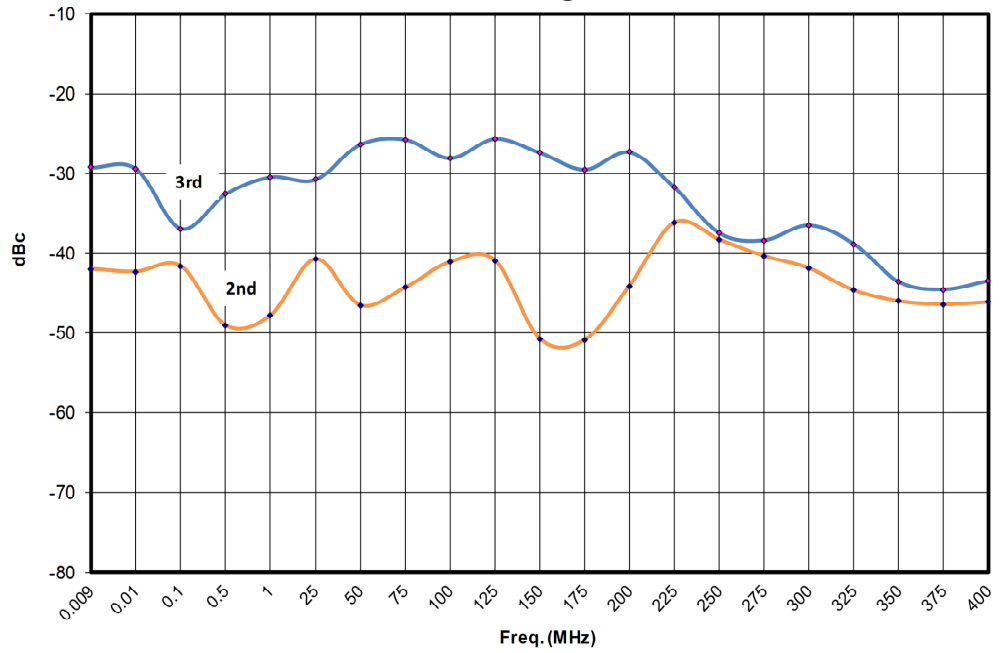
600A400

- 600 Watts CW
- 10kHz-400MHz

Typical Gain @ -20 dBm input



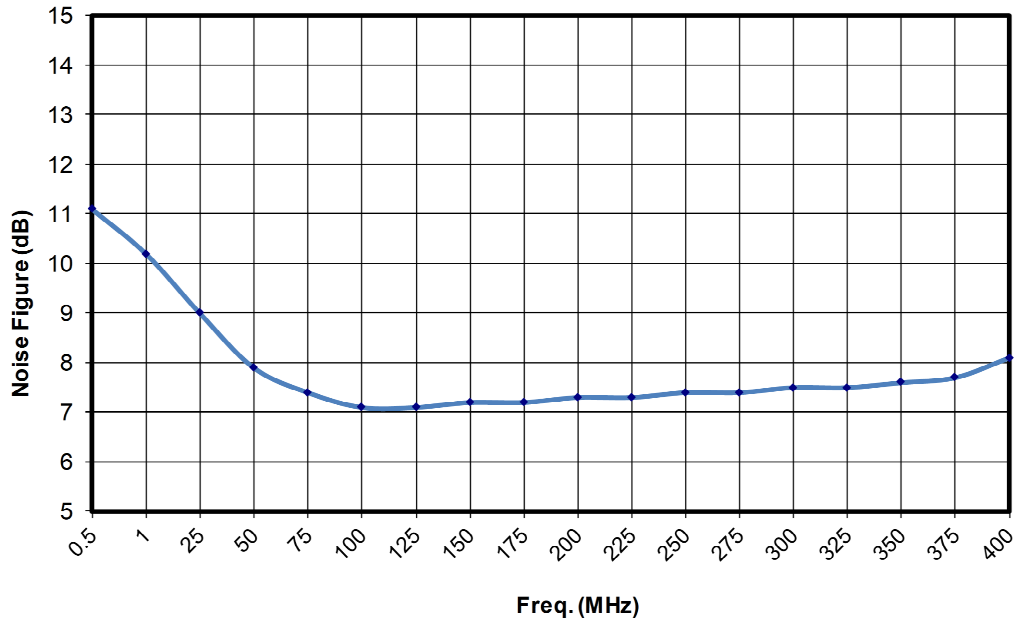
Typical Harmonics @ 500 watts



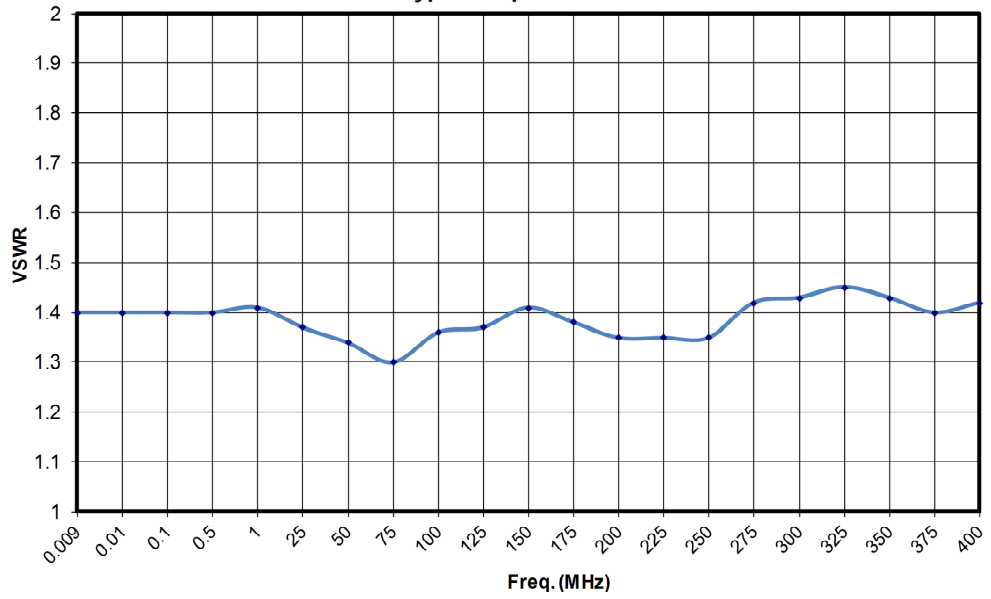
600A400

- 600 Watts CW
- 10kHz-400MHz

Typical Noise Figure vs. Frequency



Typical Input VSWR



600A400

- 600 Watts CW
- 10kHz-400MHz

