



1000S1G2z5B

- 1000 watts CW
- 1.0GHz–2.5GHz
- Class A
- Portable
- Full VSWR–tolerant
- CE & RoHS Compliant
- High Efficiency

Features

The Model 1000S1G2z5B is a solid-state, self-contained, air-cooled, broadband amplifier designed for applications where instantaneous bandwidth, high gain and linearity are required.

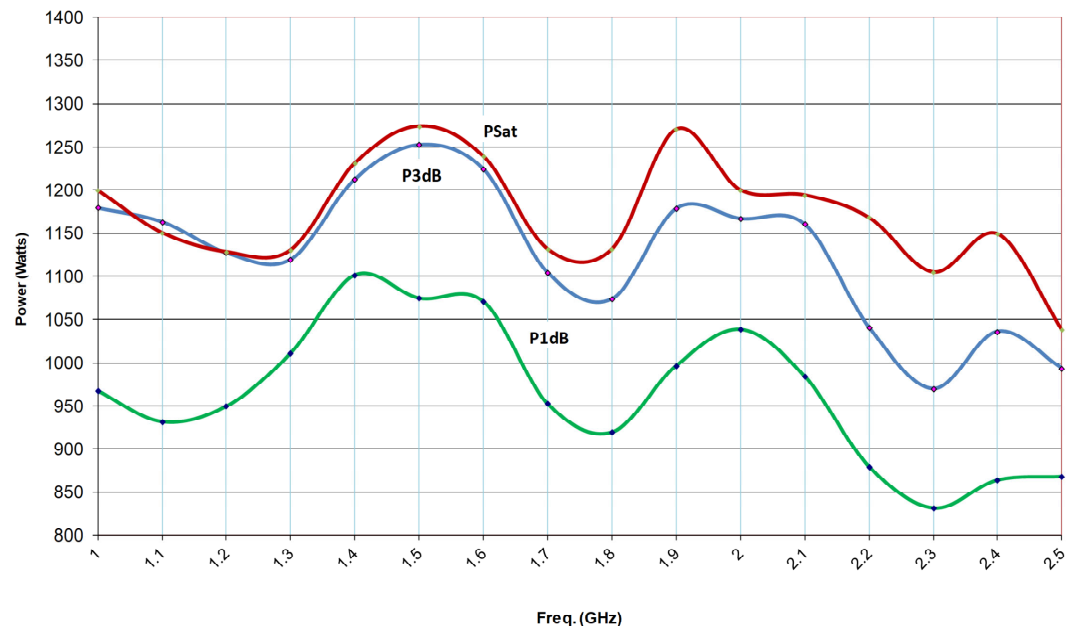
The Model 1000S1G2z5B, when used with a sweep generator, will provide a minimum of 1000 watts of RF power. Included is a front panel gain control which permits the operator to conveniently set the desired output level. The 1000S1G2z5B is protected from RF input overdrive by an RF input leveling circuit which controls the RF input level to the RF amplifier first stage when the RF input level is increased above 0dBm. The RF amplifier stages are protected from over-temperature by removing the DC voltage to them if an over-temperature condition occurs due to cooling blockage or fan failure. The Model 1000S1G2z5B is equipped with a Digital Control Panel (DCP) which provides both local and remote control of the amplifier. The DCP uses a color LCD touch screen display to indicate the operate status and fault conditions if an over-

temperature or power supply fault has occurred. The unit can be returned to operate when the condition has been cleared.

All amplifier control functions and status indications are available remotely through the included Remotes Package. The Remotes Package includes GPIB/IEEE-488 format, RS-232 hardwire and fiber optic, USB, and Ethernet. The bus interface connector is located on the back panel and positive control of local or remote operation is assured by a Local/Remote switch on the front panel of the amplifier. Also included with the Remotes Package is a safety interlock circuit for use with external safety switch interlocks. This circuit prevents the amplifier from going into operate mode unless the external connection is made. A jumper plug is provided for cases where this functionality is not needed.

The export classification for this equipment is EAR99.

1000S1G2z5B Typical Output Power



AR RF/Microwave
Instrumentation
160 School House Rd
Souderton, PA 18964
215-723-8181

For an applications engineer call: 800.933.8181

www.arworld.us

ISO 9001 Certified



1000S1G2z5B

- 1000 watts CW
- 1.0GHz–2.5GHz

Specifications

INPUT FOR RATED OUTPUT (0dBm): 1.0 mW maximum

RATED OUTPUT POWER: 1100 watts typical, 1000 watts minimum

POWER OUTPUT @ 3dB COMPRESSION:
Typical: 1000 watts, Minimum: 925 watts

POWER OUTPUT @ 1dB COMPRESSION:
Typical: 850 watts, Minimum: 725 watts

FLATNESS: ± 1.5 dB typical, ± 2.0 dB maximum

FREQUENCY RESPONSE: 1.0-2.5 GHz instantaneously

GAIN (at maximum setting): 60 dB minimum

GAIN ADJUSTMENT (Continuous Range) : 20 dB minimum

INPUT IMPEDANCE: 50 ohms, VSWR 2.0:1 maximum

OUTPUT IMPEDANCE: 50 ohms nominal

MISMATCH TOLERANCE: Will operate without damage or oscillation when connected to any load impedance without the aid of foldback circuitry.

MODULATION CAPABILITY: Will faithfully reproduce AM, FM, or Pulse modulation appearing on input signal.

THIRD ORDER INTERCEPT: 66 dBm typical

NOISE FIGURE: 12 dB maximum; 10 dB typical

HARMONIC DISTORTION: Minus 20 dBc maximum at 800 watts; minus 20 dBc typical at 1000 watts

SPURIOUS: Minus 73 dBc typical

PRIMARY POWER: 200-240 VAC, 50/60Hz, 3800 watts

CONNECTORS:

RF Input: N female, rear

RF Output: 7/8 EIA female, rear

REMOTES PACKAGE:

IEEE-488: 24-pin female

RS-232: 9-pin subminiature D (female)

Fiber optic: ST Conn Tx and Rx RS-232

USB 2.0: Type B

Ethernet: RJ-45

Safety Interlock: 15-pin subminiature D

COOLING: Forced air (self contained fans)

ACOUSTICAL NOISE @ 1 METER:

Front: 44 dBA

Side: 68 dBA

Rear: 72 dBA

WEIGHT: 148 kg (325 lbs)

SIZE (W x H x D):

56.1 x 97.8 x 82.5 cm (22.1 x 38.5 x 32.5 in)

ENVIRONMENTAL:

Operating Temperature: 5°C/+40°C

Storage Temperature: -20°C/+50°C

Operating Altitude: Up to 2000M

Shock and vibration: Normal Truck Transport

REGULATORY COMPLIANCE:

EMC EN 61326-1

Safety UL 61010-1

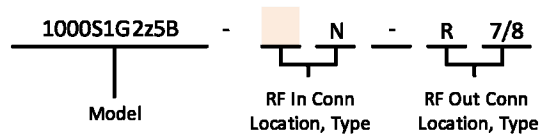
CAN/CSA C22.2 #61010-1

CENELEC EN 61010-1

RoHS DIRECTIVE 2011/65/EU

EXPORT CLASSIFICATION: EAR99

Ordering Options



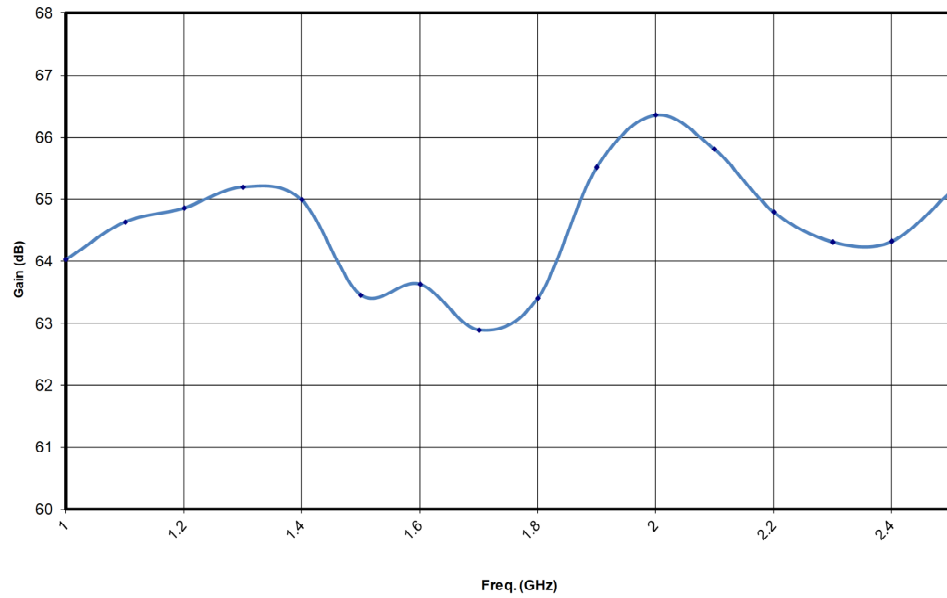
CONNECTOR LOCATION	
Front	F
Rear	R

Contact your AR RF/Microwave Instrumentation Sales Associate for specific model configuration pricing.

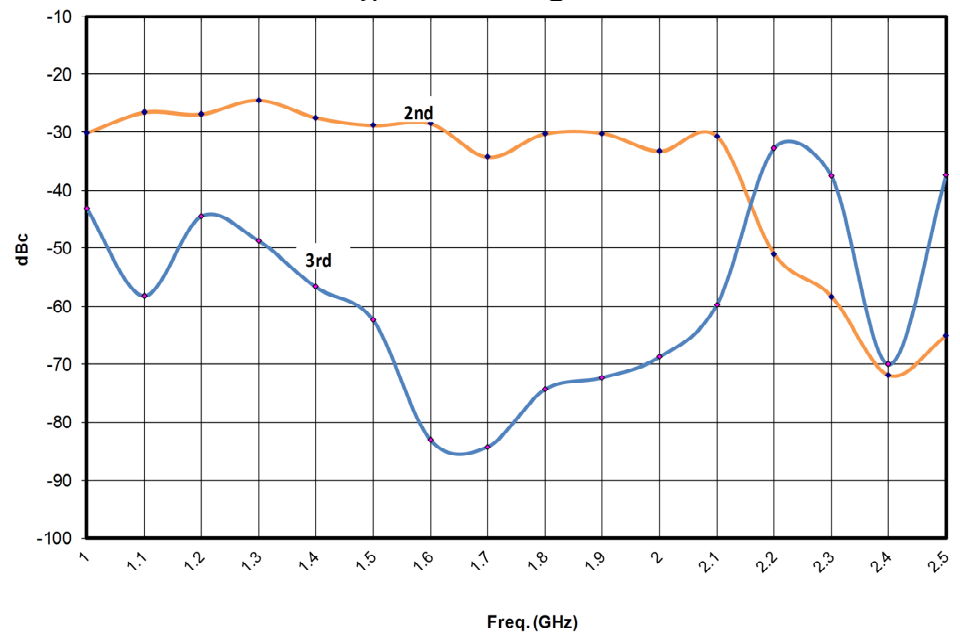
1000S1G2z5B

- 1000 watts CW
- 1.0GHz–2.5GHz

Typical Gain @ -20 dBm input



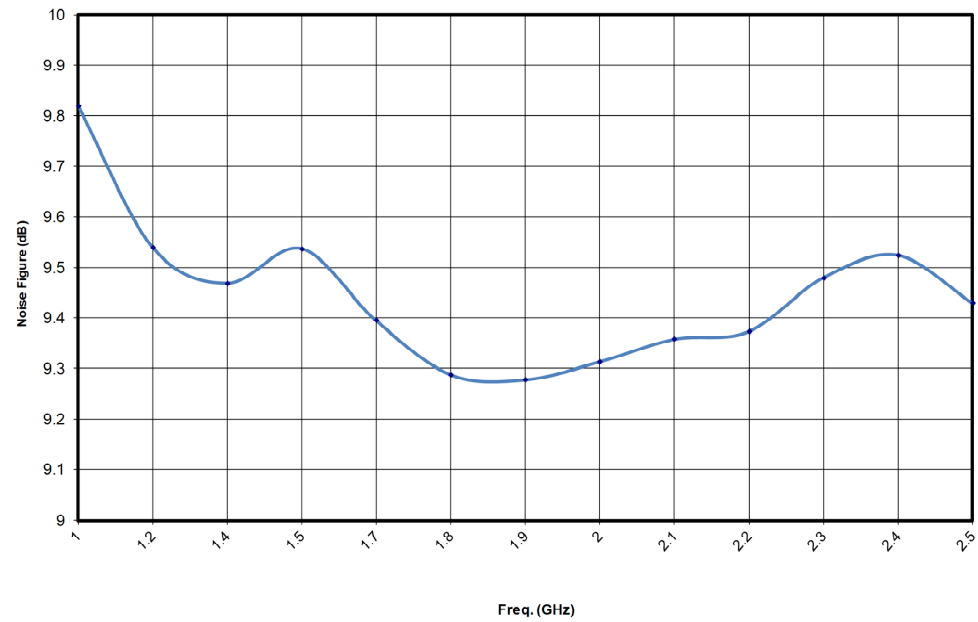
Typical Harmonics @ 750 watts



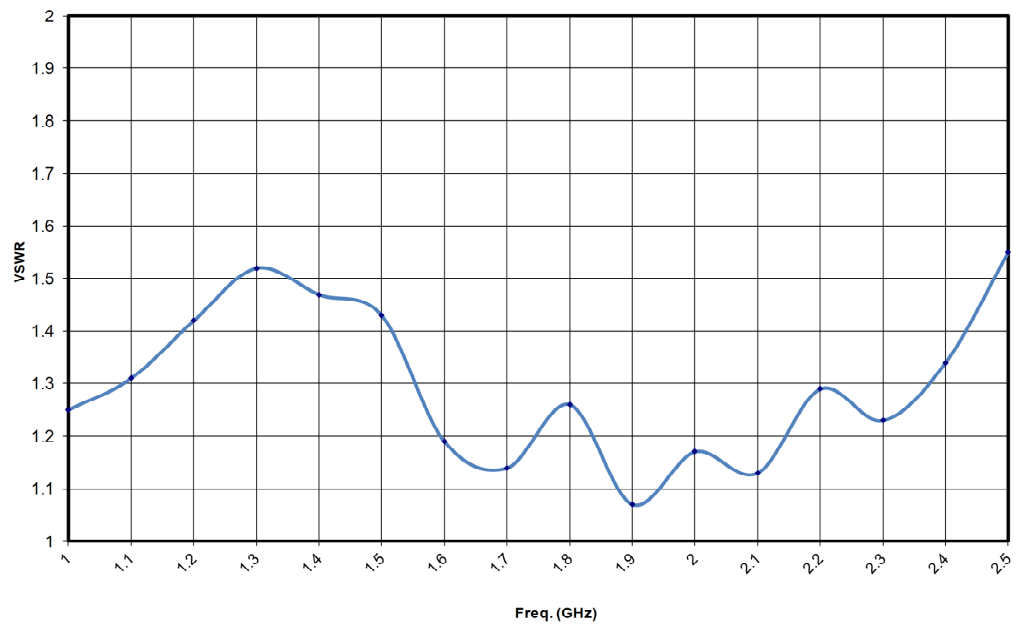
1000S1G2z5B

- 1000 watts CW
- 1.0GHz–2.5GHz

Typical Noise Figure vs. Frequency



Typical Input VSWR



1000S1G2z5B

- 1000 watts CW
- 1.0GHz–2.5GHz

Envelope Drawing

Page 5

